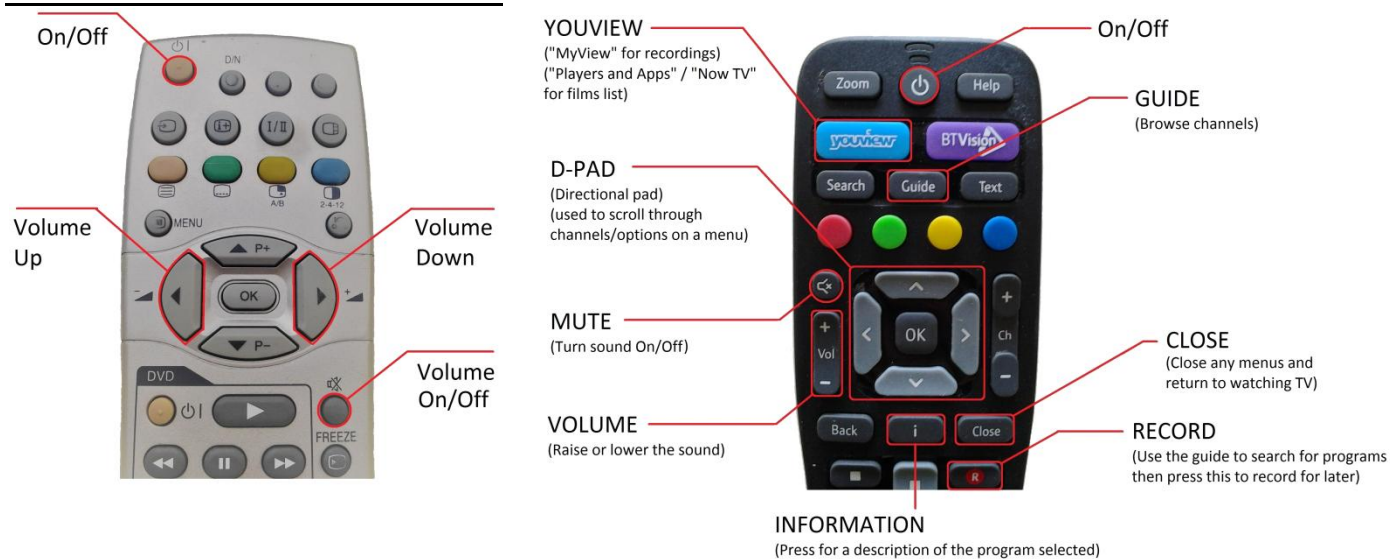


## Welcome to the Hartlands Isaac Suite apartment

### LIGHTS

1. Motion detectors in the corridor will automatically turn the lights on for a few minutes, please do not press them.
2. The bathroom mirrors have motion sensitive light switches, just wave a hand in front and they will come on, they will go off after a few minutes when no motion is detected

### THE TV & YOUVIEW CONTROLS




### TV INPUT

- Press the button labeled **"AV4"** on the TV remote to watch **Sky TV** programs
- Press the button labeled **"AV1"** on the TV remote to watch the **DVD** player
- Press the button labeled **"RGB1"** on the TV remote to watch **computer** films

### TIPS


1. **NO PICTURE?**
  - If the TV and Sky TV box are on but there is no picture, try pressing **"AV4"** at the bottom of the TV remote.
2. **REMOTE NOT WORKING?**
  - If the SKY remote isn't working, try pressing the button at the top centre of the remote labeled **"PVR"**

## **COOKING WITH THE HOB**

1. Press the  button to turn on the controls.
2. Press a number (1-9) to turn on one of four hobs
3. The number also controls the temperature (1 = lowest 9 = highest)



*NOTE: These hobs can heat very quickly; do not leave anything unattended whilst on the hob*

## **USING THE HOB TIMER**

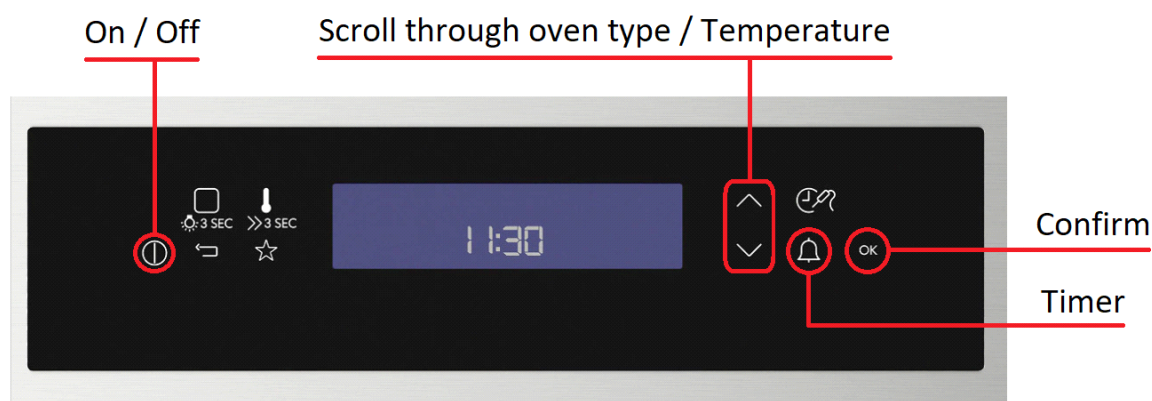
1. Press the  button to cycle through each Hob
2. Use the **+** and **-** buttons to set the minutes for the timer

*NOTE: Once the timer is on, it will turn off automatically. This will not affect the other 3 Hobs.*

## **CHILD SAFETY ON THE HOB**

- 1: Press and hold the  button at any time to activate/deactivate Hob child lock.
- 2: When activated the only button that will work is the  button which will turn off all hobs.
- 3: Removing a pan from the hob will disconnect the heating element, place pan again to continue cooking.

## **COOKING WITH THE OVEN**



*NOTE: The oven door has a safety latch (top right of the door). Simply lift the latch to open the door.*

## **CHILD SAFE KNIFE BLOCK**

The knife block has a child lock keeping them in place; pull up the button on the sides to release the knives.